

3M™ Scotch-Brite™ Purple High Shine Floor Pad
High performance, double-sided floor pad ideal for floors with medium shine in good condition. Cleans and polishes floors to a brilliant gloss finish without the use of chemicals.

3M™ Scotch-Brite™ Sienna High Shine Floor Pad
High performance, double-sided floor pad ideal for worn and dull floors in poor initial condition. Cleans and polishes to a medium shine without the use of chemicals.

3M™ Premium Black Floor Pad
Standard of the industry. Consistent proven performance with long pad life.

3M™ Premium Brown Floor Pad
Conformable stripping pad for uneven floors which strips prior to refinishing. Super heavy duty scrubbing for removal of 2-4 coats prior to recoating.

3M™ Premium Green Floor Pad
Produces good gloss improvement. Exceptional durability and life. The soft finish problem solver.

3M™ Premium Blue Floor Pad
Designed for everyday cleaning and scrubbing to remove medium soil, scuff marks and black heel marks without damaging the floors.

3M™ Premium Red Floor Pad
Designed for everyday cleaning and light scrubbing to remove light soil, scuff marks and black heel marks.

3M™ Premium White Floor Pad
Used for light cleaning to help remove soil and scuff marks with minimal dulling of finish. Can also be used to polish wood floors.

3M™ Trizact™ Diamond HX Discs
Used to restore and bring back the natural beauty of stone floors, simply by using standard floor cleaning equipment. It is faster than a traditional diamond grind and allows you to refurbish your own floors without the need for specialists.

3M™ Scotch-Brite™ High Productivity Floor Pad
The most aggressive stripping pad from 3M. Ideal open construction that resists loading and clogging. Used for fast removal of floor finish and heavy dirt (e.g. concrete) with proven consistent stripping.

3M™ Scotch-Brite™ Surface Preparation Floor Pad
Premium floor stripping pad that strips and prepares a wide variety of floors, using just a neutral detergent or water. It removes stains and visible scratches as well as tackling hard-to-clean floors with a deeper clean than a black pad, without the harshness or scratches.

3M™ Scotch-Brite™ Eraser Burnish Pad
Removes black marks and returns gloss in fewer passes than other pads, whilst producing less dust. Ideal for hard finishes and high traffic areas. Excellent durability and minimal finish removal.

3M™ Scotch-Brite™ Orange & Green Autoscrubber Floor Pad
Scrubs and cleans without dulling the finish. Open construction resists clogging and is ideal for use on an autoscrubber and for coated surfaces.

3M™ Scotch-Brite™ Orange & White Burnish Floor Pad
Optimises UHS burnishing on a wide variety of finishes. Combines black mark removal and gloss generation in one pad.

























3M™ Melamine Floor Pad
Specially designed for use on stone, concrete, VCT, marble and other porous floor surfaces, this highly effective pad makes light work of ingrained dirt, and unsightly scuff marks. It cleans most dirt and marks with water alone.

How to choose the right pad for the job

Note: Where there are multiple options given, pads are shown in order of preference from the left.

Process details	Buffing	Burnishing	Spray cleaning Spray buffing	Spray cleaning Spray buffing		Cleaning	Deep cleaning	Stripping (protection removal)	Renovation
Type of machine	Swing machine	Burnisher	Swing machine	Burnisher		Scrubber dryer	Swing machine	Scrubber dryer/Swing machine	Scrubber dryer/Swing machine
Conditions	Dry	Dry	Spray	Spray		Wet	Wet	Wet	Wet
Speed	150-400	400-3000	150-400	400-1200		150-400	150-400	150-400	150-400
Frequency	Daily or less	Daily or less	Daily or less	Daily or less		Daily or less	Spot operation	Spot operation	Spot operation

Type of floor

Concrete, rough	○					●	●	●	3 Step Process   
Concrete, polished	○					●	●	●	3 Step Process   
Marble/Terrazzo, dull, un-protected	●	●	●	●		●	●		3 Step Process   
Marble/Terrazzo, shiny, un-protected	●	●	●	●		●	●		3 Step Process   
Marble/Terrazzo, shiny, crystallized	○	○	○			● ● ●	● ●	○ ●	3 Step Process   
Marble/Terrazzo, shiny, protected	○	○	● ●	● ●		● ● ●	● ●	○ ●	3 Step Process   
Granite, rough or non-shiny	○	○	● ●	● ●		● ●	●	○ ●	3 Step Process   
Granite, shiny	○	○	● ●	● ●		● ● ●	●	○ ●	3 Step Process   
PVC, protected by floor manufacturer ¹	○	○	● ●	● ●		● ● ●	●	● ● ●	●
PVC/VCT, protected by user (acrylic...) ¹	○	○	● ●	● ●		● ● ●	● ●	● ● ●	● ●
PVC, unprotected ¹	○	○	● ●	● ●		● ●	● ●		●
VCT, unprotected ¹	○	○	● ●	● ●		● ●	● ●		●
Rubber	○		● ●	● ●		●	●	●	●
Linoleum ²	○	● ●	● ●	● ●		● ● ●	●	● ●	●
Oiled Wood	○					●		●	●
Varnished Wood						● ●		●	●
Ceramic, dull	○		●			●	●		
Ceramic, high gloss (glazed)	○		●			●	●		

* 3M™ Trizact™ Diamond HX Discs are 3M's recommended choice, but 3M™ Scotch-Brite™ Surface Preparation Floor Pad can be used as an alternative.
¹ Vinyl flooring (also known as VCT or PVC) is used primarily in commercial and institutional applications – particularly high traffic areas – because of its low cost, durability and ease of maintenance. Resilient to abrasion and impact damage, vinyl flooring can be repeatedly refinished with mechanical buffing equipment.

² Linoleum flooring (also known as Lino) is considered non-allergenic and is still used, particularly in hospitals and health care facilities. It is flexible and extremely durable, and is used where a more rigid material, such as ceramic tile, would crack. As a floor covering Linoleum has been largely replaced by Vinyl flooring.



3M™ Floor Pads. Simply more effective.

Whether you need to strip, clean or polish your flooring, you can rely on 3M Floor Pads to work faster, harder, for longer at a total lower cost.

Today our latest generation of floor pads continue to offer performance, productivity and durability benefits to our customers.

Each 3M Floor Pad is precision engineered for a particular floor surface and task. So whether you need to strip an existing floor coating, spot-remove unsightly marks or polish your floors to a high gloss finish, you can rely on 3M Floor Pads to work faster, harder and for longer, at a total lower cost. It's no wonder we are one of the world's leading floor pad suppliers.

- Remove deep scuff marks 7 times faster*
- Nearly 40% more aggressive floor stripping*
- 25% better cut on Schiefer test*
- 50% better burnishing durability*
- Reduce need for chemical strippers and finishers
- Washable and reusable

To extend the life of your 3M Floor Pad we would recommend the following maintenance:

1. Remove pad from machine after each use.
2. Rinse under tap water or spray water, or keep pad soaked in diluted stripping solution, to dissolve caked on finish. Do not let dirty pads dry before washing.
3. Rinse and hang up for drying.

To find out more about 3M™ Floor Pads:

Tel: 0845 872 4235
www.3M.eu/Floorpads



Commercial Solutions Division
3M Centre, Cain Road, Bracknell
Berkshire RG12 8HT
United Kingdom
Extranet: www.3M.co.uk/MyFacilities
Email: commcareuk@mmm.com
Website: www.3M.eu/Facilities

3M Ireland Limited
The Iveagh Building
The Park
Carrickmines
Dublin 18
Phone: 01 280 3555
Fax: 01 280 3849

Please recycle. Printed in the UK.
3M, Scotch-Brite and Trizact are trademarks of 3M. © 3M 2016. All rights reserved.
J328912

*When compared to closest competitor

Any use of the 3M floorpads described within this document assumes that the user has previous experience of this type of product and that it will be used by a competent professional. Any action or usage of this product made in violation of this document is at the risk of the user. This document does not exempt the user from compliance with all and any relevant guidelines (technical specification sheets, safety rules, procedures, ...).

3M Science.
Applied to Life.™

Floor Pad Selection Guide.